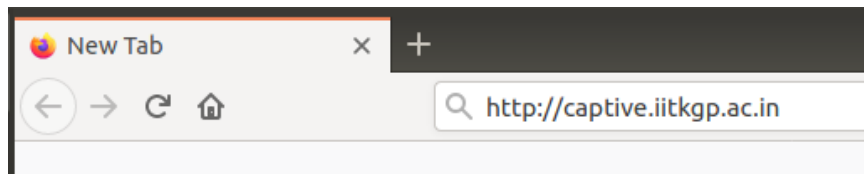


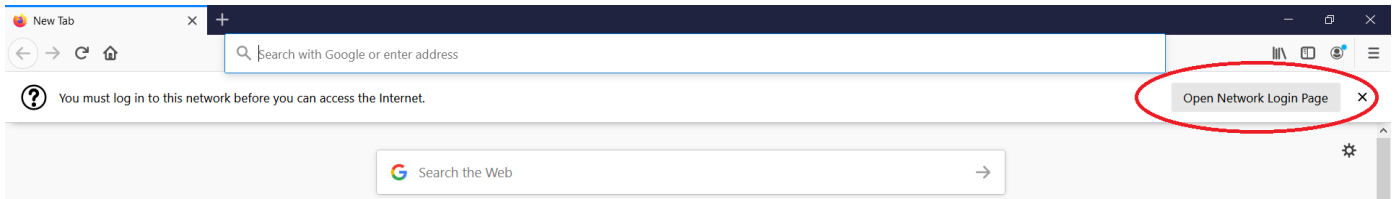
CAPTIVE PORTAL AUTHENTICATION STEPS for INSTITUTE
INTERNET ACCESS SERVICE ON ALL DEVICES

Note: You will have to authenticate each time if you logged out or got session time out. This is the typical steps for all the devices, Screenshot may slightly differ depending upon devices.

1. Open any browser or browsing app and type the URL :- <http://captive.iitkgp.ac.in> to access the institute captive portal authentication page.



User can click on the “Open Network Login Page” option to open the institute captive portal page in the updated Firefox browser only. It will be not shown in any other browsers or in browsing apps.



You will be redirected to the <https://captive.iitkgp.ac.in/PortalMain> website as follows.



संगणक एवं सूचना केन्द्र
Computer and Informatics Centre
भारतीय प्रौद्योगिकी संस्थान खड़गपुर
Indian Institute of Technology, Kharagpur

Internet Access Login

In order to securely connect to the internet, please enter your credentials

Username

Password

Log In

2. Fill up the form on the screen using your Institute Network Credential. Set the values in the fields as follows:

User name: Type your ERP login ID/Network User ID

Password: Type your Network Password (The Network Password you set in ERP, NOT your ERP password)



Internet Access Login

In order to securely connect to the internet, please enter your credentials

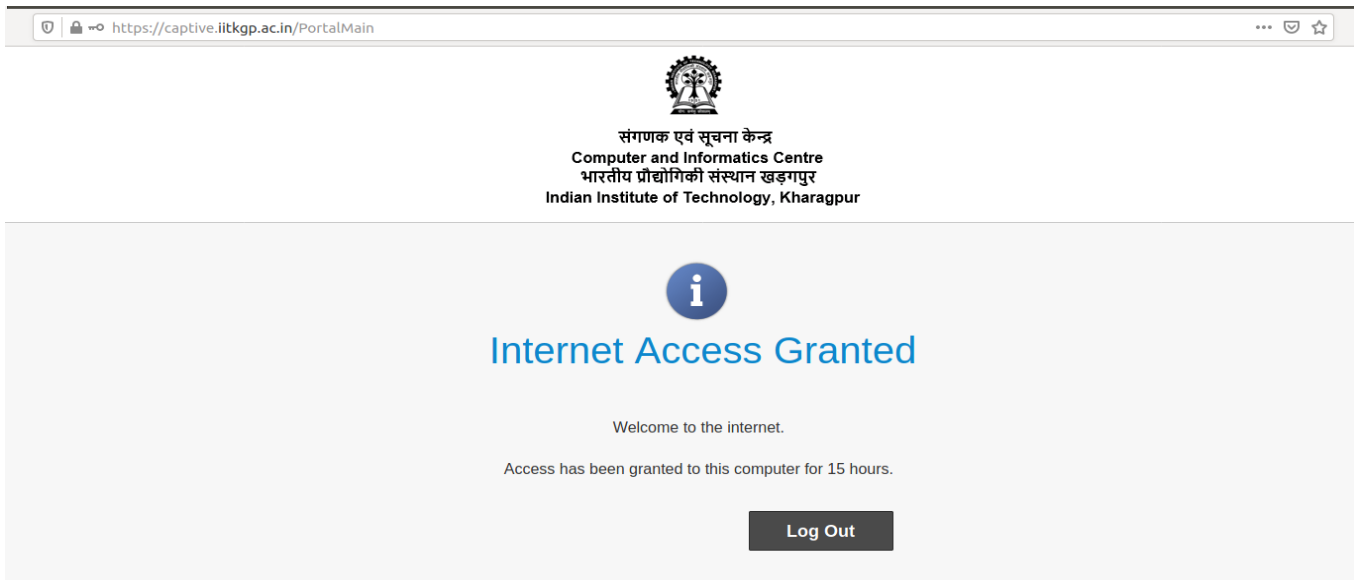
Username

Password

Log In

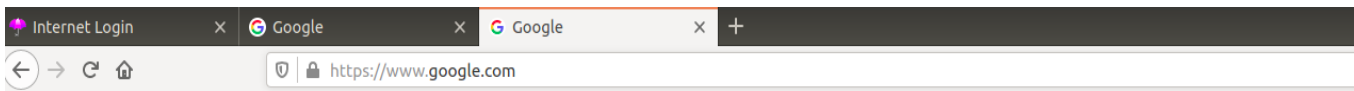
Click on "Log In".

4. You can see that “Internet Access Granted” page has come and your device is now connected to the Internet.



User can close the “Internet Access Granted” page also if they want. But it is better to remain open till Log Out.

5. You can now browse the desired websites in browser new tabs or in browser new windows or in new browsers also.



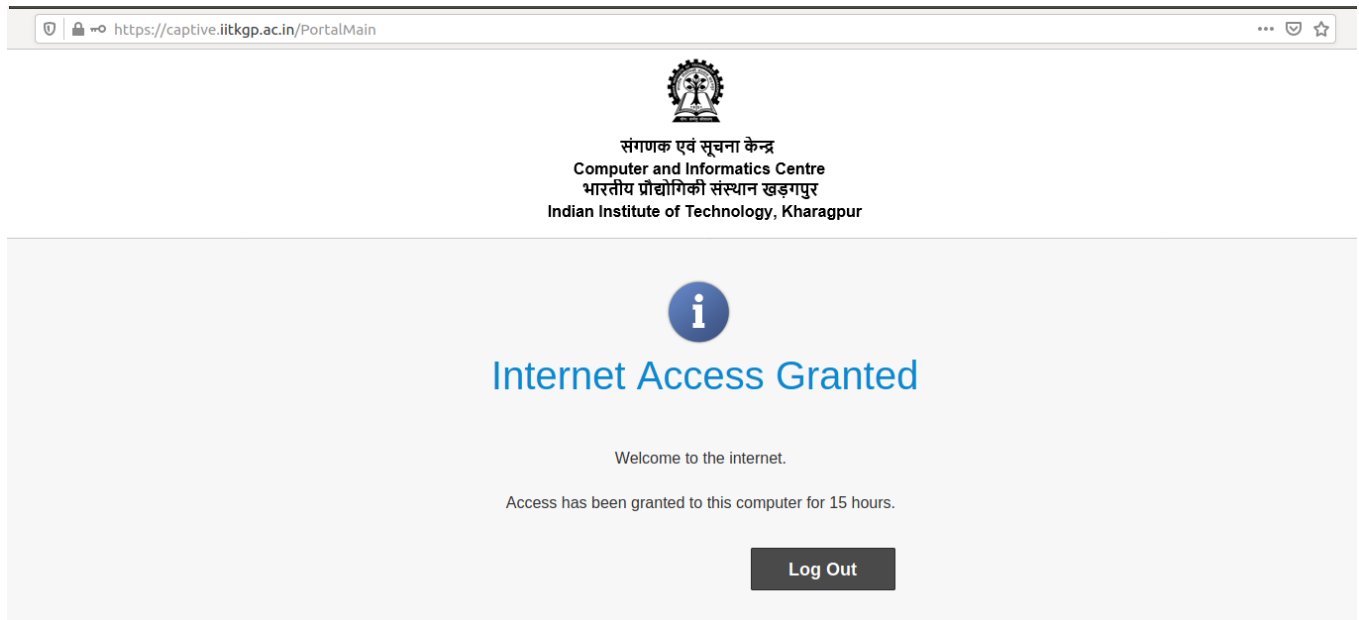
Google Search

I'm Feeling Lucky

Google offered in: हिन्दी বাংলা తెలుగు मराठी தமிழ் ગુજરાતી ಕನ್ನಡ മലയാളം བོད་སྐད་


Log Out steps for Captive Portal authenticated devices

1. Click on the “Log Out” button in the “Internet Access Granted” page. Log Out will disconnect your device from the institute internet service.



The screenshot shows a web browser window with the URL <https://captive.iitkgp.ac.in/PortalMain>. The page features the logo of the Indian Institute of Technology, Kharagpur, and the text: संगणक एवं सूचना केन्द्र, Computer and Informatics Centre, भारतीय प्रौद्योगिकी संस्थान खड़गपुर, Indian Institute of Technology, Kharagpur. The main heading is "Internet Access Granted" with an information icon (i) above it. Below the heading, it says "Welcome to the internet." and "Access has been granted to this computer for 15 hours." A "Log Out" button is located at the bottom right of the page.

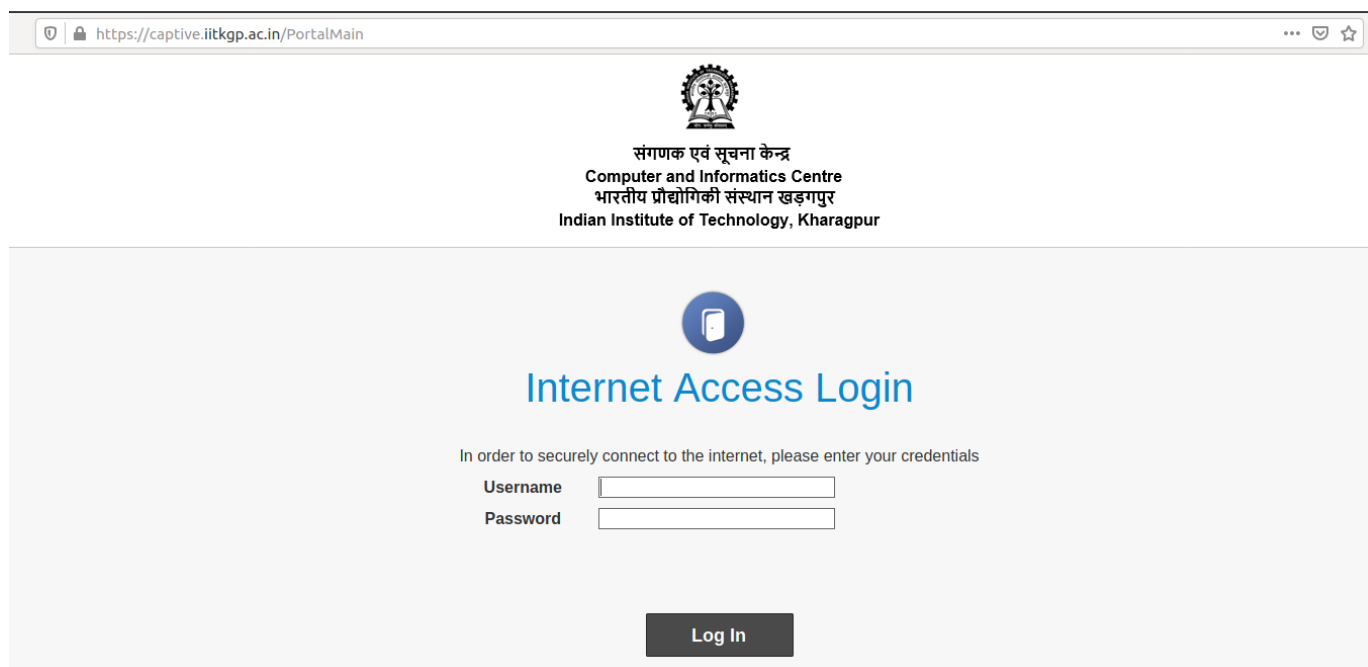
User will get the page as follows after Log Out.




The screenshot shows the same web browser window with the URL <https://captive.iitkgp.ac.in/PortalMain>. The page features the logo of the Indian Institute of Technology, Kharagpur, and the text: संगणक एवं सूचना केन्द्र, Computer and Informatics Centre, भारतीय प्रौद्योगिकी संस्थान खड़गपुर, Indian Institute of Technology, Kharagpur. The main heading is "Internet Access Logout" with an information icon (i) above it. Below the heading, it says "You have logged out from the internet" and provides a blue link: [Regain access to the internet](#).


If you want to relogin to the internet service then click on “Regain access to the internet” link and proceed with the same previous steps to login to the institute internet service.

2. If “Internet Access Granted” page is closed then User can also logout directly by typing and execute the URL <http://captive.iitkgp.ac.in> in the browser at any time and it will log you out and land you in the login page again.



https://captive.iitkgp.ac.in/PortalMain


संगणक एवं सूचना केन्द्र
Computer and Informatics Centre
भारतीय प्रौद्योगिकी संस्थान खड़गपुर
Indian Institute of Technology, Kharagpur


Internet Access Login

In order to securely connect to the internet, please enter your credentials

Username

Password

Log In

Note: User will be logged out implicitly after 900 minutes/15 hours from the login time for that particular devices. User Devices need to be again login to continue with the institute internet service.